







	Agree 	Disagree 	Compare 	Contrast 	Explain 	Opinion 
EYFS Groupings: partner trio	Yes because... No because... I like... I don't like...		It is the same because... It is different / They are different because...		It is...because... This is.... That is....because...	I like / don't like...
Y1 Groupings: nest partner trio	I like... because... and... I don't like... because... and... It is right... It is wrong...		They are the same because... They are different because...is...and...is... They are alike because they are both...		I... because... When I...because... After I...	I think...because... I like...best...because...
Y2 Groupings: nest traverse	I agree / disagree because... I think..... because.... and also because..... However..... Also.....		They are similar because... They are different because.... is....and...is... They are alike because they are both...		I... because... When I ... because ... How...Why...Where...When...	I think...because ... I prefer....because... My partner thinks...
Y3 Groupings: circle	An argument for is..... because..... An argument against is.....because.... I understand however... I accept your decision however...		...and...are alike in that... ...and...are similar because... ...and...are different in that...		How...Why... Where... When... What... After ... Then / As a result of / Later / because ...	I agree/disagree because... I appreciate/understand...’s opinion because My opinion/view is...because
Y4 Groupings: onion	An argument foris..... because..... and.... An argument against is....because.....and..... I understand.... that....depending on the content but would argue.... I understand your point of view, however I disagree because.....		One similarity between...and...is that... Another is... One difference is...		Then / As a result of / Later / Meanwhile / Furthermore / Eventually / In contrast to / Because	I appreciate’s opinion because...Due to... However I think differently because... Most reasonable people would agree that...because...
Y5 Groupings: fishbowl	In my opinion... I have two main reasons for believing this. My second important reason for... Perhaps some people would argue that ...that... However, I would point out that		In some ways....and...are alike. For instance they both... Furthermore, they are both... However, they also differ in some ways. For example,...while...		For example... In conclusion... To begin with... As a result of...	Therefore / In my opinion / I believe... He considers... It is my opinion that...however others may/might believe...
Y6 Groupings: All – children to be able to decide which will work best	On the one hand... but... Convince me that... I am convinced... Given that...		In some ways...and....are alike. For instance they both... Furthermore, they are both... However, they also differ in some ways. For example, while... Finally...but...		Due to...x has / is... In summary... Owing to...x has / is...	Consequently / Based on fact / Because of my beliefs..... To hold the view / After consideration After / On reflection

Groupings

Different groupings support different types of talk.

Trios

Talk with two other people. Alternatively, talk to a partner while a third person listens in and summarises or critiques the discussion. Or two people talk and the third listens in to summarise and critique the discussion.



Traverse

Stand in two parallel lines opposite a partner. Change partners by moving one person down to the other end of the line.



Pair

Talk to a partner



Circle

Groups of six or more people face each other in a circle. You can step inside the circle, one at a time, to speak to the whole group.



Fishbowl

Similar to an onion, but the people in the inner circle face each other while the people on the outer circle observe the inner circle's discussion.



Onion

Form an inner circle and an outer circle. If you're in the inner circle stand back to back, facing a partner on the outer circle. Speak to a new partner by rotating the inner or outer circle.



Nest

Stand apart from each other and whisper your ideas to yourself.



Voice Levels

5	yelling
4	loud outside voice
3	talking inside voice
2	quiet calm voice
1	whisper
0	no sound