





The Leys Primary School Subject Overview for Computing - 2024-25 becoming a computer scientist

EYFS	Communication and language Listening, attention and understanding.	Expressive arts. Being imaginative and expressive.	Literacy	Mathematics	PSED Personal, social and emotional development, building relationships.	Understanding the world. People, culture and communities.
Key Skills	Being able to use technology as a way to communicate and discuss new information that is being presented to them. Understand that technology can help people communicate.	Using technology to create pieces of art. Exploring the ability to digitally alter their artwork either through adding more detail or changing the composition.	Understanding that speech can be displayed in different ways, for example in speech bubbles when presented digitally. Using technology to aid in the learning of graphemes.	Being able to solve mathematics problems that are being presented digitally, this could involve moving items about a board to solve a question.	Being able to share the technology that is available to them and use it in a constructive manner that benefits all. Understanding that their use of technology may upset someone if they are not being sensible with it.	Using technology to learn about the wider world. Understanding that there are resources available to them that will let them see many different parts of the world. Technology can be used to help celebrate different cultural events and festivals.
Key subject links					PSHE Online safety week	
Key Texts					The ABCs of Gaming	

SMSC and British Values	<ul style="list-style-type: none"> enable students to develop their self-knowledge, self-esteem and self-confidence 					
Global Goals and School values						
The Leys Pathways	Explore & Solve					
	Autumn 1	Autumn 2	Spring 1	Spring 2	Summer 1	Summer 2
Year 1	<p>1. Online Safety & Exploring Purple Mash To log in safely. To learn how to find saved work in the Online Work area and find teacher comments. To learn how to search Purple Mash to find resources. To become familiar with the icons and types of resources available</p>	<p>2. Pictograms To understand that data can be represented in picture format. To contribute to a class pictogram. To use a pictogram to record the results of an experiment</p> <p>3. Lego Builders To compare the effects of adhering strictly to instructions to</p>	<p>4. Animated Story Books To introduce e-books and the 2Create a Story tool. To add animation to a story. To add sound to a story, including voice recording and music the children have composed. To work on a more complex story, including adding backgrounds and</p>	<p>5. Coding To understand what instructions are and predict what might happen when they are followed. To use code to make a computer program. To understand what objects and actions are. To understand what an event is. To use an event to control an object. To begin to</p>	<p>6. Spreadsheets To know what a spreadsheet program looks like. To locate 2Calculate in Purple Mash. To enter data into spreadsheet cells. To use 2Calculate image tools to add clipart to cells. To use 2Calculate control tools: lock, move cell, speak and count.</p>	<p>7. Technology Outside of School To walk around the local community and find examples of where technology is used. To record examples of technology outside school.</p>

	<p>in the Topics section.</p> <p>To start to add pictures and text to work.</p> <p>To explore the Tools and Games section of Purple Mash.</p> <p>To learn how to open, save and print.</p> <p>To understand the importance of logging out.</p>	<p>completing tasks without complete instructions.</p> <p>To follow and create simple instructions on the computer.</p> <p>To consider how the order of instructions affects the result.</p>	<p>copying and pasting pages.</p> <p>To share e-books on a class display board.</p>	<p>understand how code executes when a program is run.</p> <p>To understand what backgrounds and objects are.</p> <p>To plan and make a computer program.</p>		
Key Skills	<p>1. Can recognise a username and password, and use these to log in to a device or website. Knows that buttons/icons can represent different functions e.g. record, pause, play.</p> <p>Can create a text-based document, adding</p>	<p>2. Can create graphs and pictograms.</p> <p>3. Understand that devices respond to commands. Follow instructions and create precise instructions for others to follow.</p>	<p>4. Can create a text-based document, adding basic effects to sections of text.</p>	<p>5. Understand that devices respond to commands. Creates scenes and backgrounds. Creates characters on which commands can be run. Constructs algorithms that cause characters to perform actions. Uses collision detection to prevent characters</p>	<p>6. Can use ICT to begin to organise items. Use tools to begin to create simple formulae.</p>	<p>7. Knowing the names of different types of technology. Understanding what counts as technology.</p>

	basic effects to sections of text. Explore e-safety by: Understanding why having an avatar is better than using a real picture.			from colliding.		
Key People				Grace Hopper		
Key subject links	PSHE Online safety week Maths	STEAM week Maths	English - story writing	STEAM week	Maths	STEAM week
Key Vocabulary	1. Username, password, login, open, save, print, avatar	2. Data, pictogram 3. Instructions, code, algorithm, bug, debug	4. Animation, font, sound effects, copy, paste	5. Code blocks, code design, background, character, input, when clicked	6. Spreadsheet, cell, row, column, count tool	7. Technology
SMSC and British Values	<ul style="list-style-type: none"> • enable students to develop their self-knowledge, self-esteem and self-confidence • enable students to acquire a broad general knowledge of and respect for public institutions and services in England 					


Global Goals and School values					
The Leys Pathways	Explore, Understand & Solve				
Year 2	<p>1. Coding To understand what an algorithm is. To create a computer program using an algorithm. To create a program using a given design. To understand the collision detection event. To understand that algorithms follow a sequence. To design an algorithm that follows a timed sequence. To understand that different objects have</p>	<p>3. Spreadsheets To use 2Calculate image, lock, move cell, speak and count tools to make a counting machine. To learn how to copy and paste in 2Calculate. To use the totalling tools. To use a spreadsheet for money calculations. To use the 2Calculate equals tool to check calculations. To use 2Calculate to collect data and produce a graph.</p>	<p>4. Effective Searching To understand the terminology associated with searching. To gain a better understanding of searching on the Internet. To create a leaflet to help someone search for information on the Internet.</p>	<p>5. Creating Pictures To learn the functions of the 2Paint a Picture tool. To learn about and recreate the Impressionist style of art (Monet, Degas, Renoir). To recreate Pointillist art and look at the work of pointillist artists such as Seurat. To learn about the work of Piet Mondrian and recreate the style using the lines template. To learn about the</p>	<p>6. Making Music To make music digitally using 2Sequence. To explore, edit and combine sounds using 2Sequence. To edit and refine composed music. To think about how music can be used to express feelings and create tunes which depict feelings. To upload a sound from a bank of sounds into the Sounds section. To record and upload environmental sounds into Purple Mash.</p>

	<p>different properties. To understand what different events do in code. To understand the function of buttons in a program. To understand and debug simple programs.</p> <p>2. Online Safety To know how to refine searches using the Search tool. To use digital technology to share work on Purple Mash to communicate and connect with others locally. To have some knowledge and understanding about sharing more globally on the Internet.</p>			<p>work of William Morris and recreate the style using the patterns template. To explore surrealism and eCollage.</p>	<p>To use these sounds to create tunes in 2Sequence.</p> <p>7. Presenting Ideas To explore how a story can be presented in different ways. To make a quiz about a story or class topic. To make a fact file on a non-fiction topic. To make a presentation to the class</p>
--	---	--	--	--	--

	<p>To introduce Email as a communication tool using 2Respond simulations.</p> <p>To understand how we should talk to others in an online situation.</p> <p>To open and send simple online communications in the form of email.</p> <p>To understand that information put online leaves a digital footprint or trail.</p> <p>To identify the steps that can be taken to keep personal data and hardware secure.</p>				
Key Skills	1 Can create, edit and refine sequences of instructions for a variety of programmable devices.	3. Use the copy and paste functions. Use the count and total tools to begin to write simple formulae across several cells. Create a graph.	4. Can understand and talk about how the internet can be used to answer specific questions. Knows that the internet contains a	5. Can use the computer to create basic images.	6. Can explore sound and music in ICT using keyboards, and on-screen music software. 7. Can use word


	<p>Can continue to develop an understanding of how a computer processes instructions and commands. Can understand that devices or on screen turtles are controlled by sequences of instructions or actions.</p> <p>2. Has discussed e-safety in class and is aware of how to keep themselves safe by: understanding how we should talk to others in an online situation understanding what counts as personal information and how this information leaves a trail online.</p>		<p>large amount of information and recognises the need to use search tools and search engines to begin to find information.</p>		<p>processing software and using editing tools. Can create basic presentations. Can use skills and techniques to organise, reorganise and communicate ideas for a specific purpose in different contexts.</p>
--	---	--	---	--	---

	Understands that messages can be sent electronically over distances. Understand that email can be used to send messages electronically and people can reply to emails.				
Key People	Bill Gates				
Key subject links	PSHE Online safety week	STEAM week Maths	STEAM week History & Geography - using the internet to search for	Art - artist study	STEAM week Music
Key Vocabulary	1. Algorithm, Object, Repeat, Timer, Bug, Debug, Turtle 2. Network, Internet, Sharing, Personal Information, Digital Footprint, Cyber Bullying,	3. Copy and Paste, Lock Tool, Equals Tool, Block Graph, Backspace Key	5. Internet, Search Engine, Search	5. Palette, Template, Brush, Pen Thickness Tool, Fill Tool, Undo Tool, Redo Tool	6. Composition, Instrument, Sound Effect (SFX), Tempo, Volume. 7. Presentation, Mind Map, Node, Quiz

	Email, Instant Message					
SMSC and British Values	<ul style="list-style-type: none"> • enable students to develop their self-knowledge, self-esteem and self-confidence • enable students to acquire a broad general knowledge of and respect for public institutions and services in England 					
Global Goals and School values						
The Leys Pathways	Explore, understand & Solve					
Year 3	1. Coding Use If commands to make my programme decide by itself what should happen. Create variables and use them in my algorithms Learning Plan and create a program that	2. Online Safety create appropriate messages for a class blog find a search engine website and search for information explain whether you should trust facts that you find on the internet and how you can help	3. Spreadsheets 4. Touch typing 3.Enter data into a spreadsheet and generate graphs 3.Use the 'more than', 'less than' and 'equals' tools to compare numbers and complete calculations 3.Give a cell	5. Email Open and read emails Decide whether the contents of an email are safe or not Write respectful, safe emails and attach files to an email	6. Simulations Think about different kinds of simulations Explore a simulation and understand how it shows a real-life situation Analyse a simulation and understand the rules that make it work	7. Graphing Enter data into a spreadsheet Generate graphs using the data entered


	simulates a real situation	<p>yourself to get true facts</p> <p>understand what different PEGI symbols mean</p> <p>explain why ignoring PEGI symbols is bad</p>	<p>reference such as A2 or C9</p> <p>4. Sit correctly at a computer</p> <p>4. Know which hand to use to reach which keys on the keyboard</p> <p>4. Type using more than one finger on each hand</p>		Evaluate how closely a simulation matches real-life	
Key Skills	<p>Can create, edit and refine more complex sequences of instructions for a variety of programmable devices.</p> <p>Can develop my understanding of how computers and technology works and how computers</p>	<p>Has discussed e-safety in class and is aware of how to keep themselves safe by</p> <p>knowing how to create a strong password to protect information</p> <p>considering the truth of the content</p>	<p>3. Can create graphs and charts.</p> <p>3. Can use the Move Cell tool to move values around on a spreadsheet</p> <p>3. Can use the Chart Control Tools to generate graphs and charts</p>	<p>Children understand what an email is and how to communicate using one.</p> <p>Children know what to do if they receive an email that makes them upset or scared.</p> <p>Children know what information they</p>		<p>Can generate graphs and charts from a premade database.</p> <p>Can select the appropriate graph form for the data being represented</p>

	<p>process instructions.</p> <p>Can use a range of increasingly complex simulations to represent real-life situations.</p> <p>Uses a range of increasingly complex simulations to represent real-life situations.</p>	<p>of websites</p> <p>knowing the meaning of age restriction symbols on digital media and devices</p> <p>Can use desktop publishing tools effectively by</p> <p>creating a blog to communicate with a wider audience</p>	<p>3. Can activate Advance Mode</p> <p>3. Can begin to try to build formulae in Advance Mode</p> <p>4. Can type with increasing speed and accuracy</p>	<p>can send in an email.</p>		
Key People	Markus "Notch" Persson		Dan Bricklin	Ray Tomlinson		
Key subject links		PSHE Online safety week				
Key Vocabulary	<p>If Command</p> <p>Code Design</p> <p>Variable</p> <p>Selection</p> <p>Simulation</p> <p>Controls</p>	<p>Username</p> <p>Password</p> <p>Concept map</p> <p>Search</p> <p>Web page</p> <p>Website</p> <p>Reliable</p> <p>PEGI Rating</p>	<p>3. Copy and Paste</p> <p>3. Delete key</p> <p>3. Advance mode</p> <p>3. Equals tool</p> <p>3. Move cell tool</p> <p>3. <,>= Symbols</p> <p>4. Posture</p> <p>4. Top row keys</p>	<p>Communication</p> <p>Email</p> <p>Compose</p> <p>Send</p> <p>Attachment</p> <p>Password</p> <p>CC</p> <p>Formatting</p>	Simulation	<p>Spreadsheet</p> <p>Graph</p> <p>Bar Chart</p> <p>Block Graph</p> <p>Line Graph</p> <p>Pie Chart</p>

			4. Home row keys 4. Bottom row keys 4. Space bar			
SMSC and British Values	<ul style="list-style-type: none"> • enable students to develop their self-knowledge, self-esteem and self-confidence • enable students to acquire a broad general knowledge of and respect for public institutions and services in England 					
Global Goals and School values						
The Leys Pathways	Explore, communicate, understand & solve					
Year 4	1. Coding create a flowchart that shows the decisions and actions a computer can take in a programme that I am designing. Use If/Else commands, Repeat commands, Timer	2. Online safety React to phishing emails in the right way (using simulation). Explain why installing apps and downloading files can be dangerous. Put facts that I	3. Spreadsheets Create spreadsheets that use formulae to calculate. Activate standard formatting such as currency formatting, decimal formatting or fraction formatting in some cells on the	4. Writing for different audiences Change the size and style of the text being typed. Understand when it is appropriate to use certain fonts and styles.	5. Logo 6. Animation 5. Write algorithms that will operate in Logo. 5. Write algorithms in Logo that use the repeat command to create shapes. 6. Create a	7. Hardware investigations Know the names of the different parts that make up a computer. Know the functions of different parts that make up a computer.

	<p>commands and Variables to have a computer respond to input and decide for itself what the output should be.</p> <p>Decompose a real-life situation into steps and abstract away unnecessary details to plan a simulation.</p>	<p>have found online in my own words and leave signs in my work to show when I have found information online.</p>	<p>spreadsheet.</p> <p>Generate line graphs from existing data in a spreadsheet.</p>		<p>computer-generated animations using existing pre-prepared pictures.</p> <p>6. Add sound effects to animations.</p> <p>6. Set an animation against a background.</p> <p>6. Create a stop-motion animation film</p>	
Key Skills	<p>1. Understands how computers and technology works and how computers process instructions and commands.</p> <p>1. Can use templates on a computer to create a game, which can be controlled by</p>	<p>2. Knows how emails work and can send an email.</p> <p>2. Can share and exchange ideas using e-mail and electronic communication- inside the school environment.</p> <p>2. Understand that information needs to be appropriate</p>	<p>3. Can use spreadsheets to create graphs and present data in different ways</p> <p>3. Understand standard maths symbols such as <, >, =, +, -, * and /</p> <p>3. Refer to cells by their cell reference e.g. A1, C5 or D9</p> <p>3. Create formulae</p>	<p>4. Be able to identify the bold, italic and underlining tools in a variety of programs.</p> <p>4. Be able to activate these tools when we know that the writing needs to be bold, italic or underlined.</p> <p>4. Be able to</p>	<p>5. To understand how computers process commands, needing clear and specific instructions as the computer will follow instructions literally.</p> <p>5. Understand how to write an algorithm in Logo that involves multiple steps, that</p>	<p>To be able to understand the purpose of a range of different technologies and how these all fit together both physically and through software to make a computer run.</p> <p>To know how to handle and safely</p>

	external inputs, changing parameters and algorithms and investigating the effect this has on the response.	for the audience.	to perform calculations (Such as adding two cells)	highlight text and activate the tools if we decide later that some text needs to be bold, italic or underlined 4. Able to change the size and style of text to help a reader's understanding	archives a set task (such as making a square and a triangle at separate ends of the sheet without connecting the two (using the command PU and PD)). 6. To create a basic stop-motion animation. 6. To apply the effects to the images that are being used in the animation. 6. To record a basic video and be able to edit, and apply basic effects and transitions to this video. In order to share this video.	work with a range of different computer components.
Key People	Linus Torvalds		Dan Bricklin		6. Walt Disney (early career)	
Key subject links		PSHE Online safety week	Science / Maths - Plotting information and creating graphs.	English - Lesser spotted animals write up,		

Key Vocabulary	Flowchart If/Else Command Variable Repeat Command Decompose Abstract	Phishing Identity Theft Computer Virus Software Malware Plagiarism	Advance Mode Formula Formula Wizard Timer Tool Spin Tool Random Tool	Font Bold Italics Underline	5. LOGO 5. SETPC 5. PU 5. PD 5. FD 5. BK 5. RT 5. LT 5. Repeat 6. Animation 6. Frame 6. Background 6. Onion Skinning 6. Stop Motion	Motherboard Central Processing Unit (CPU) Random Access Memory (RAM) Graphics and network cards
SMSC and British Values	<ul style="list-style-type: none"> • enable students to develop their self-knowledge, self-esteem and self-confidence • enable students to acquire a broad general knowledge of and respect for public institutions and services in England 					
Global Goals and School values						
The Leys Pathways	Explore, communicate, understand & solve					
Year 5	1. Coding Create a flowchart	2. Online Safety 3. Spreadsheets	4. Database		5. 3D Modelling	6. Using Google Sites to create a

	<p>that explains how a real life situation works</p> <p>With the help of 2Code, write a programme that simulates a real life situation</p>	<p>2. React to inappropriate things that I find on the internet in a way that keeps me safe</p> <p>2. Set passwords for online accounts and documents that keep my information secure</p> <p>2. Search the internet to find out about a topic and make sure that the information I have found is reliable</p> <p>2. Put information into my own words, and then add references to show where I got the information from</p> <p>3. Use formulae to make the spreadsheet perform maths</p>	<p>Search a multi-field database for information</p> <p>Add data to an existing multi-field database</p> <p>Create a multi-field database from scratch</p>	<p>Choose the best template 3D shape to create a 3D model</p> <p>Add and move points to change the shape of a 3D model</p> <p>Draw and colour designs onto a net to alter the appearance of the 3D model</p> <p>Print and construct a 3D model</p>	<p>website to record something that interests them</p> <p>Create a concept map</p> <p>Familiarise them with what can be accomplished using google sites (showing digibooks for both classes and clubs)</p> <p>Researching a topic that interests them and creating a skeleton of a site with the heading and rough information that they will need to find to complete.</p> <p>Spend time doing effective research to populate their site with information.</p>
--	--	--	--	--	--

		<p>calculations Use formulae to make the spreadsheet tally how many times letters or numbers appear</p> <p>3. Use variables in formulae to make a spreadsheet self-updating so that if the input is changed, the output answer is also changed</p> <p>3. Explore how the functions of a spreadsheet can help us in a real-life situation</p>			<p>Work collaboratively and share their work with others (through Google Classroom)</p> <p>To publish their work for others to read and look at (through Google Classroom)</p>
Key Skills	<p>Breaking a problem down into steps that can be addressed in sequence.</p> <p>Creating and editing flowcharts</p>	<p>2. Knowing how to maintain secure passwords.</p> <p>2. Reviewing sources of support when using technology and children's</p>	<p>Using and searching databases to find information</p> <p>Entering data into a premade database</p> <p>Creating a multi-field database from the ground up</p>	<p>Using software to model 3D objects.</p>	<p>Effective planning and research to create a website that others can view</p> <p>Working collaboratively on a project</p>

	<p>to show the sequence of steps.</p> <p>Designing algorithms to address the different steps of a problem.</p> <p>Creating algorithms that involve infinite loops, external triggers, variables and conditional statements.</p> <p>Testing and debugging algorithms until they produce the results that are expected.</p>	<p>responsibility to one another in their online behaviour.</p> <p>2. Talking about the different forms of information (text, images, sound, multimodal) and understanding some are more useful than others. Recognises that the Internet may contain material that is irrelevant, biased, implausible and inappropriate.</p> <p>2. Understanding the issues of copyright and how they apply to information on the internet.</p> <p>3. Use formulae to perform a variety of calculations and other functions</p>			<p>Understand how to share their work safely and securely (making sure that they have selected to only share within the organisation)</p>
--	---	--	--	--	---

		3. Create variables to make a spreadsheet self-updating			
Key People	Maddy Thorson (video game creator (celest))				
Key subject links		PSHE Online safety week		Design Technology - Design a product in 3D rather than by drawing multiple views	
Key Vocabulary	Simulate Decomposition Algorithm Input Output Object If/Else	2. SMART Rules 2. Encryption 2. Plagiarism 2. Reference 2. Quote 2. Bibliography 2. Citation 3. Advance Mode 3. Formula 3. Formula Wizard 3. Average 3. Equals Tool	Database Field Record Find Sort, Group, Arrange Statistics and Reports Table Collaborative	Computer-Aided Design (CAD) 2D 3D Points Template Net 3D Printing	Sharing with organisation Connection Collaboratively
SMSC and British Values	• enable students to develop their self-knowledge, self-esteem and self-confidence				

• enable students to acquire a broad general knowledge of and respect for public institutions and services in England

Global Goals and School values



The Leys Pathways

Explore, communicate, understand & solve

Year 6

1. Coding

Use functions to reduce the amount of coding needed to complete a programme or streamline the code of an existing programme

Create algorithms that will allow users to put in more complicated input and have the computer work with it

Combine all of my coding skills to

**2. Online safety
3. Spreadsheets**

2. Explain what personal information is and give examples of situations where it is safe and appropriate to share this information

2. Respond to cyberbullying appropriately and communicate in a way that keeps me safe from being accused of being a cyberbully

2. Explain how

4. Blogging

Plan and collaboratively create a blog about a topic

Update a previously created blog

Comment on blog posts

5. Text Adventures

Plan a multi-stage text-based adventure game

Create a multi-stage text-based adventure game
Plan a map-based adventure game

Create a map-based adventure game

6. Networks

Know the different types of networks, including LAN, WAN and the Internet

Understand how networks work and why they are useful

7. Quizzing


Answer quizzes created using google forms

Create quizzes using google forms for others to answer

Do research to find information that can be turned into quiz questions

	create a text-based adventure game	<p>spending a long time on activities that mean using a device can be bad for me</p> <p>3. Use formulae to perform mathematical calculations such as finding a percentage increase or decrease</p> <p>3. Use formulae to automatically count items on a spreadsheet</p> <p>3. Use spreadsheet operations to help solve real-life problems</p>				
Key Skills	Knowing how computers process instructions and commands, including the use of coding languages.	<p>2. Identifying secure sites by looking for privacy seals of approval.</p> <p>2. Identifying the benefits and risks of giving personal</p>	<p>Using forms of communication to share information or ideas.</p> <p>Using collaborative tools to produce a joint piece.</p>	<p>knowledge of how computers process instructions and commands, including the use of coding languages.</p> <p>Using assisted</p>	<p>Knowing that the internet contains a large amount of information and recognises the need to use search tools and search engines to begin to find</p>	<p>Using forms of communication to share information or ideas.</p> <p>Using collaborative tools to produce a joint piece.</p>

	<p>Using assisted programming software to create more complex software which interacts with external controllers, and elements on screen, creating algorithms and using logic and calculations.</p> <p>Controlling an on screen icon using text based programming, including writing complex written algorithms which involve sensors.</p> <p>Understanding that ICT allows for complex situations to be modelled.</p>	<p>information.</p> <p>2. Having a clear idea of appropriate online behaviour.</p> <p>2. Understanding the importance of balancing game and screen time with other parts of their lives.</p> <p>3. Knowing that ICT allows changes to be made easily once a spreadsheet is set up.</p> <p>3. Using spreadsheets to create graphs and present data in different ways.</p>	<p>Creating/editing a website.</p>	<p>programming software to create more complex software which interacts with external controllers, and elements on screen, creating algorithms and using logic and calculations.</p> <p>Controlling an on screen icon using text based programming, including writing complex written algorithms which involve sensors. Understanding that ICT allows for complex situations to be modelled.</p>	<p>information.</p> <p>Mapping a network</p>	<p>Knowing that the internet contains a large amount of information and recognises the need to use search tools and search engines to begin to find information.</p>
Key People	Ada Lovelace		Alex Stringer (Alexknowsitall7)			

			Blogged about her family's travels around the world.			
Key subject links		PSHE Online safety week				
Key Vocabulary	Event Function Input Variable Debug	2. SMART Rules 2. PEGI Rating 2. Screen Time 2. Digital Footprint 2. Phishing 3. Advance Mode 3. Formula 3. Formula Wizard 3. Average	Blog Blog Page Blog Post	Concept Map Text Based Adventure Function Sprite Debug	Network Local Area Network (LAN) Wide Area Network (WAN) Internet	Quiz Concept Map Database
SMSC and British Values	<ul style="list-style-type: none"> • enable students to develop their self-knowledge, self-esteem and self-confidence • enable students to acquire a broad general knowledge of and respect for public institutions and services in England 					
Global Goals and School values						
The Leys Pathways	Explore, communicate, understand & solve					

