

Important

Impact of the COVID-19 pandemic on the data we publish

Due to the impact of the COVID-19 pandemic, most exams and assessments did not take place in 2019/20 or 2020/21. As a result of this, the government announced that it would not publish school or college level results data in autumn 2020 or autumn 2021.

Information on what this means for the way school and college accountability will operate for 2019/20, 2020/21 and 2021/22 can be [found here](#)

KS2 QLA data 2021/22 additional information

Since the return of KS2 results on 5 July 2022, STA has been working to locate a small number of missing scripts. This led to a slight delay in the release of KS2 QLA data. KS2 QLA data is based on data provided to DfE by STA on 1 August 2022. It does not include KS2 results located, or marked, after this data was supplied, or clerical errors reported to STA, as these had not been processed as of that date. As usual, this data does not include the outcome of marking reviews or special consideration. Corrections of clerical errors, scripts marked after the data was supplied to DfE and the outcomes of marking reviews will be included in KS2 revised school data due to be released to schools in ASP in December 2022.

User research volunteers needed

The ASP team are currently looking at reviewing the Analyse School Performance (ASP) and we need your help in doing this - particularly people based in schools.

You can help us shape the future of the service and give us a better understanding of how the system is used, identifying any areas that can be improved.

We would like to talk with you in a user research capacity - please contact christopher.wood@education.gov.uk to arrange a confidential user research session.

The Leys Primary and Nursery School (URN: 117364)

Key stage 2

This is revised data for 2018/19.

Progress in reading, writing and maths

Reading

Number of pupils = 63

Pupils with adjusted scores = 0

Average -1.57

Confidence interval
-3.1 to 0.0

Writing

Number of pupils = 66

Pupils with adjusted scores = 0

Average -0.32

Confidence interval
-1.7 to 1.1

Maths

Number of pupils = 64

Pupils with adjusted scores = 1

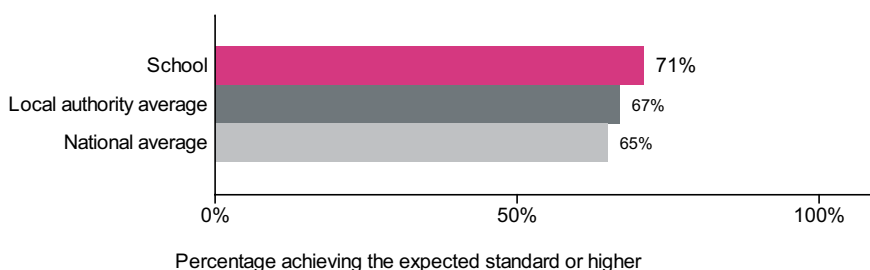
Average -1.09

Confidence interval
-2.4 to 0.2

Reading, writing and maths combined

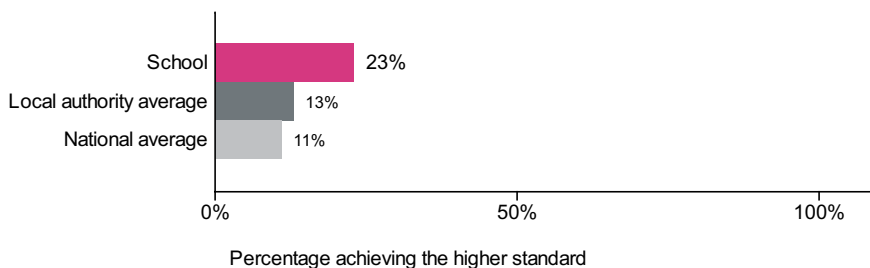
Percentage of pupils achieving the expected standard or higher

Number of pupils = 66



Percentage of pupils achieving the higher standard

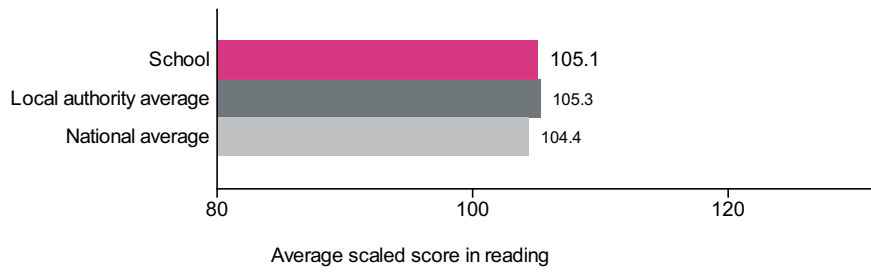
Number of pupils = 66



Average scaled score in:

Reading

Number of pupils = 66



Maths

Number of pupils = 66

